

COLUMBA^{IN}

TECHNICAL PARAMETERS AND EQUIPMENT

Columba^{IN} | Orion^{IN} | Virgo^{IN} | Taurus^{IN} | Persea^{IN} | Draco^{IN} | Lyra^{IN} | Aston | Noel | Benjamin

MODEL SPECIFICATION

Shell size	219 × 235 × 97 cm
Cabinet size	225 × 241 × 105 cm
Water volume	1420 l
Dry weight	460 kg
Filled weight	1880 kg
Shell MassiveShell Construction colour selection	yes 12+
Total seating	7
Seats	5
Lounger	2
iNwave loungers	2

MASSAGE

Total number of jets	83
Water jets	68
Air jets	15
TurboBoost system	Personal
Boost Control ^{IN} regulation	6

SPECIAL JETS

Pillow Jet	1
Volcano Jet	1

HYDROTHERAPY SETS

ShiatsuComplex ^{IN}	1
FanComplex ^{IN}	1
LegComplex ^{IN}	2
HamamComplex ^{IN}	1
XComplex ^{IN}	1
FrontComplex ^{IN}	1

CONTROL

USSPA iNtelligsmart electropack	yes
ISM [®] control system	yes
Mobile application	USSPA SmartApp
Web control (connection to internet needed)	yes
Selfdiagnostics with optional protocol	yes
Monitoring of lifetime of selected components	yes
Standard Energy Save Mode	yes
iNvision display	yes
iNcontrol piezo buttons	4

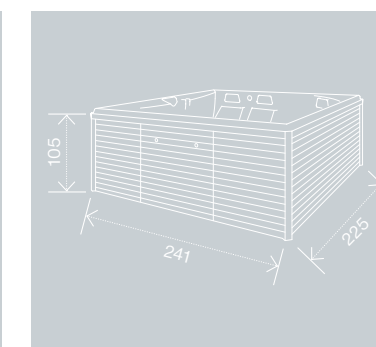
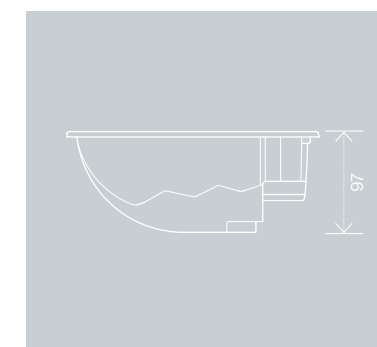
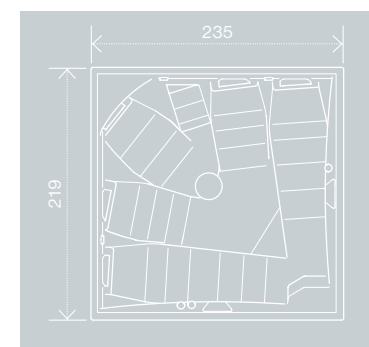
TECHNOLOGY

Pump 1 / dual speed	1,5 / 0,37 kW + 5 HP
Pump 2 / single speed	1,5 kW + 5 HP
Air blower	1,2 kW
ICM ^{IN} Intelligent Cleaning Management	Automatic / Manual
Pressure Clean filtration	yes
OzonePure ozonator	yes
Heater	6 kW Titanium Coil
NordicSuperior ^{IN} protection system	yes
Thermoguard ^{IN} insulation	yes
Rainbow Light	yes

MORE STANDARD ACCESSORIES

Handrail	2 × Twinrail^{IN}
Pillows / colours	5 / grey
Cover / colour selection	yes / 8+
Cabinet / design options	yes / 10+
Protective cabinet pan	yes
Bottom drainage	yes
Multilevel shell floor	yes

We will be happy to present you with further options of accessories and services. Visit our showrooms.



Standard connection – 400 V / 50 Hz, circuit breaker 16 A
Current protector IΔn = 0,03 A

